



PROUDLY MADE
IN THE U S A

LIMITED
LIFETIME
WARRANTY



SAFETY | INTEGRITY



SECURITY | QUALITY

**EMPOWERING
INDEPENDENCE™**



ASSURANCE™ with Clean-Shield™

3" RAISED PREMIUM TOILET SEAT + OPTIONS

- Heavy-duty, Oversized, Raised Seat for Comfort & Support
- Seat Capacity: 1,000 lbs.
- Clean-Shield™ Keeps Toilet Cleaner
- Stay-Tite™ Commercial Fastening System™ Never Loosens. Guaranteed.
- Larger Seat Opening
- Non-corroding Stainless Steel Posts & Pintles
- Four Super-Grip™ Bumpers
- Self-sustaining Check Hinges Keep Seat Upright for Standing Use or Cleaning
- Easy-to-Clean Plastic with Residential Style Cover



ASSURANCE™ (seat only)

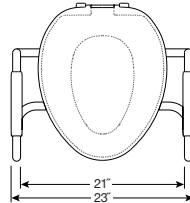
Elongated | E05310TSS
Round | R05310TSS



+ ASSURANCE™ SUPPORT ARMS

A05313 GRY
(arms only)

- Ergonomic Design Better Supports Sitting and Standing
- 21" between Support Arms
- Arm Capacity: 350 lbs. each



+ ASSURANCE™ BIDET ATTACHMENT*

A06303TWA
(attachment only)

- Non-electric, Simple Twist Knob Controls Wash During Use
- Adjustable T-valve for Customizable and Consistent Water Pressure
- Water Spray Angle Accommodates Higher Seat Height





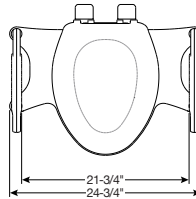
Universal-Fit | A0AS100
Fits Both Round & Elongated Toilets



ASSIST™

STANDARD HEIGHT PREMIUM TOILET SEAT + SUPPORT ARMS

- Replaces Need for Wall- or Toilet-mounted Rails
- Seat Capacity: 500 lbs. | Arm Capacity: 250 lbs. each
- Stay-Tite™ Commercial Fastening System™ Never Loosens. Guaranteed.
- Larger 8-1/4 x 12-1/8" Seat Opening
- Seat Lifts for Standing Use & Cleaning
- 12 Stabilizing Seat Ribs
- Easy-to-Clean Plastic with Residential Style Cover
- 21-3/4" between Support Arms (Included)



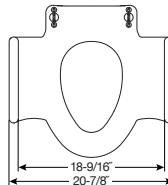
Universal-Fit | A04505T
Fits Both Round & Elongated Toilets
Ideal for Temporary Use



RISE™

4.5" BASIC RAISED TOILET SEAT + SUPPORT ARMS

- Taller Height for Additional Support
- Seat Capacity: 300 lbs. | Arm Capacity: 200 lbs. each
- Stay-Tite™ Seat Fastening System™ Never Loosens. Guaranteed.
- Larger 8-1/4 x 11-3/4" Seat Opening
- Easy-Clean® - Seat Removes for Easy Cleaning
- Easy-to-Clean Plastic
- Coverless | Fixed Mount (Does not lift for standing use)
- 18-9/16" between Support Arms (Included)





Elongated | E82350TC



STEADFAST™

3" RAISED OPEN-FRONT HEAVY-DUTY TOILET SEAT

- Raised Seat for Comfort & Support
- Stay-Tite™ Commercial Fastening System™ Never Loosens. Guaranteed.
- Non-corroding Stainless Steel Posts & Pintles
- Heavy-duty Commercial Grade Easy-to-Clean Plastic
- Open-Front Provides Easier Access
- Four Super-Grip™ Bumpers
- Self-sustaining Check Hinges Keep Seat Upright for Standing Use & Cleaning
- Seat Capacity: 500 lbs.



STAY·TITE™

COMMERCIAL FASTENING SYSTEM™

**NEVER LOOSENS.
GUARANTEED.**

STRONG

Superior, reinforced,
& non-corroding

FAST

Easy & precise
installation

SECURE

Never re-tighten
seat again

**HARDWARE
NEVER
LOOSENS**



Nut snaps off at
perfect torque, so
it can't be over or
under-tightened.



2024-02-26 4:18PM

WESTECH
HEALTH CARE LTD.

Westech Health Care Ltd.

154 - 5255 McCall Way NE, Calgary, Alberta T2E 7J5
2 - 8400 Parkhill Drive, Milton, Ontario L9T 5V7

www.westechhealth.com :: orders@westechhealth.com :: sales@westechhealth.com :: 1-844-323-0022

